

**NOTES**

- DRAWING IS FOR INDICATIVE PURPOSES ONLY
- LEVELS BASED ON 5m DIGITAL TERRAIN MODEL (DTM)

**APPROVED FOR ISSUE**

A	AC	TP	DL
I/R	DRAWN BY	CHECKED	APPROVED

**ISSUE/REVISION**

A	JULY 2024	FINAL
I/R	DATE	DESCRIPTION

**SHEET TITLE**

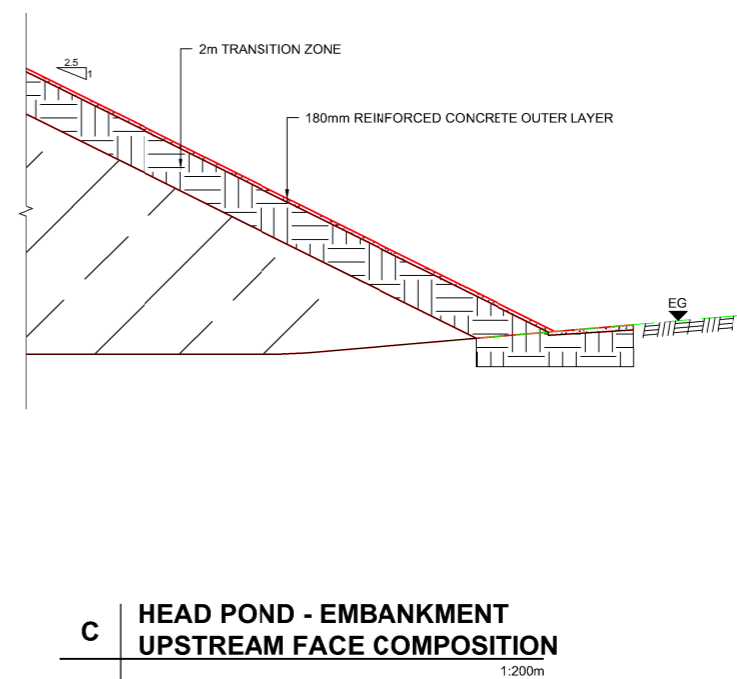
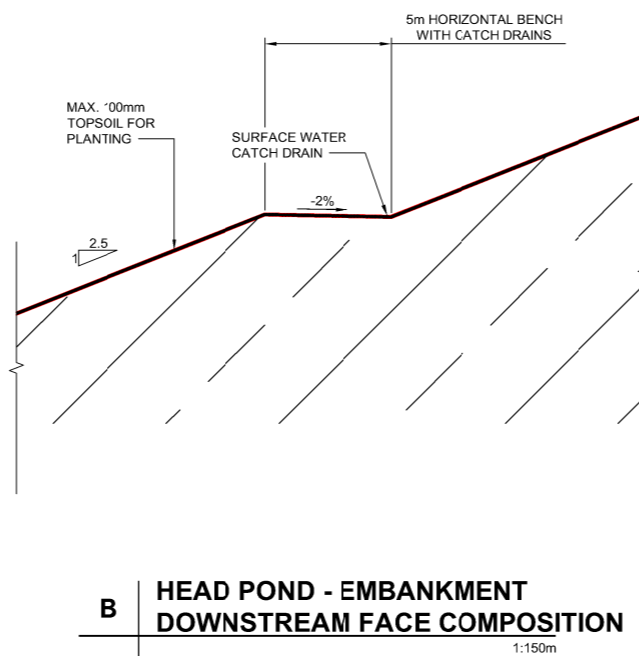
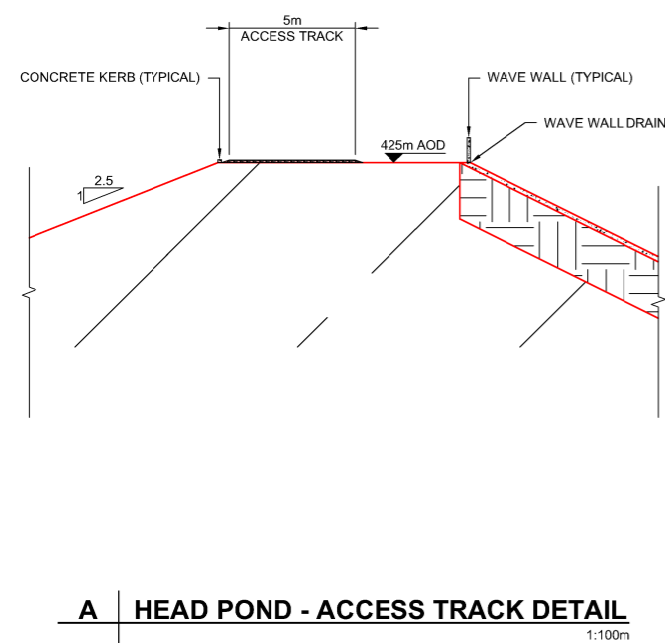
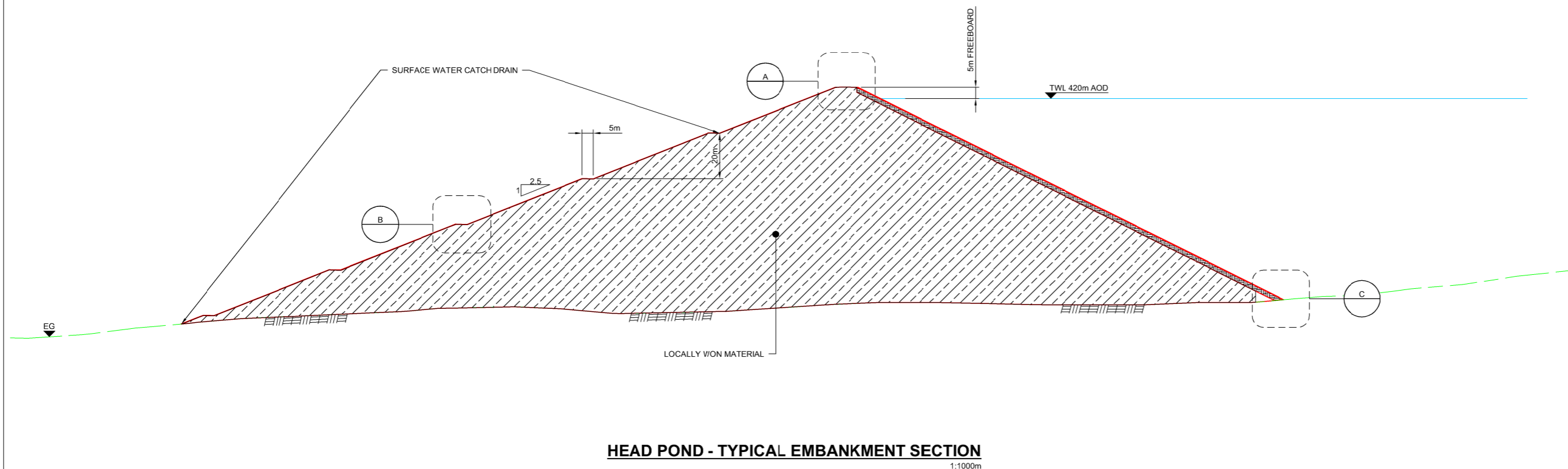
HEADPOND EMBANKMENTS

**FIGURE NUMBER**

FIGURE 2.7

Project Management Initials: Designer: AC Checked: TP Approved: DL

Lead saved by: AECOM, C:\ECHO\2024\07\03\_Lead\_Plotfile\_2024\07\_03\_AutoCAD\_Visual\_24\_1S (LMS TECH).  
 Filename: C:\P\WORKING\AECOM\_DS09\_UK\_2020\048552\FIGURE 2.7 HEADPOND EMBANKMENTS.DWG



**FOR INFORMATION ONLY NOT FOR CONSTRUCTION**

This drawing has been prepared for the use of AECOM's client. It may not be used, modified, reproduced or relied upon by third parties, except as agreed by AECOM, or as required by law. AECOM accepts no responsibility, and denies any liability, whatsoever, to any party that uses or relies on this drawing without AECOM's express written consent. Do not scale this document. All measurements must be obtained from the stated dimensions.