

LEGEND

NOTES

- DRAWING IS FOR INDICATIVE PURPOSES ONLY
- MATERIAL DESIGN GRADE AND THICKNESS TO BE APPROVED PRIOR TO COMMENCEMENT ON SITE. DETAILS SHOWN ARE INDICATIVE VALUES ONLY

APPROVED FOR ISSUE

| | | |
|-----|----------|----------|
| | | |
| A | HJ | TP |
| I/R | DRAWN BY | CHECKED |
| | | APPROVED |

ISSUE/REVISION

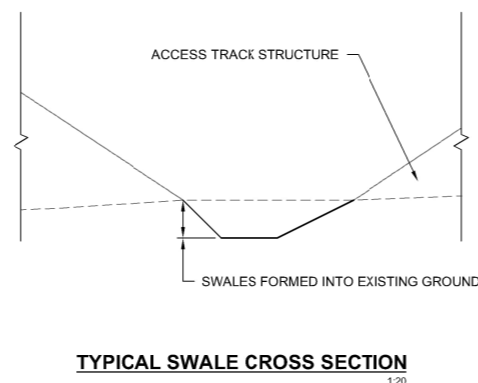
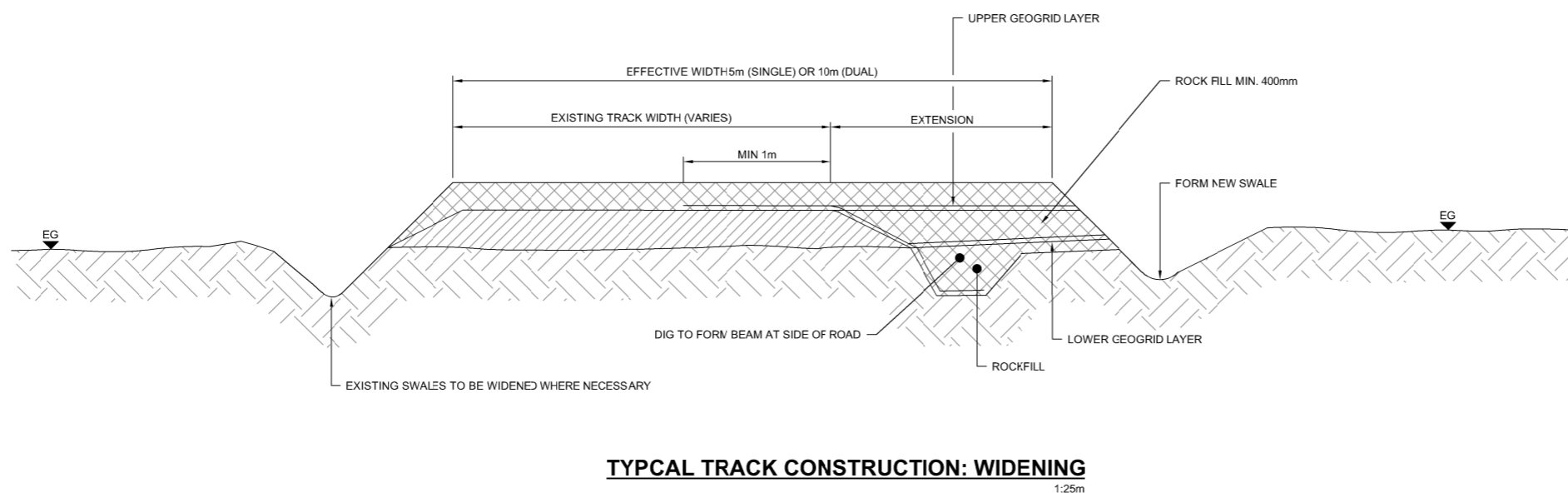
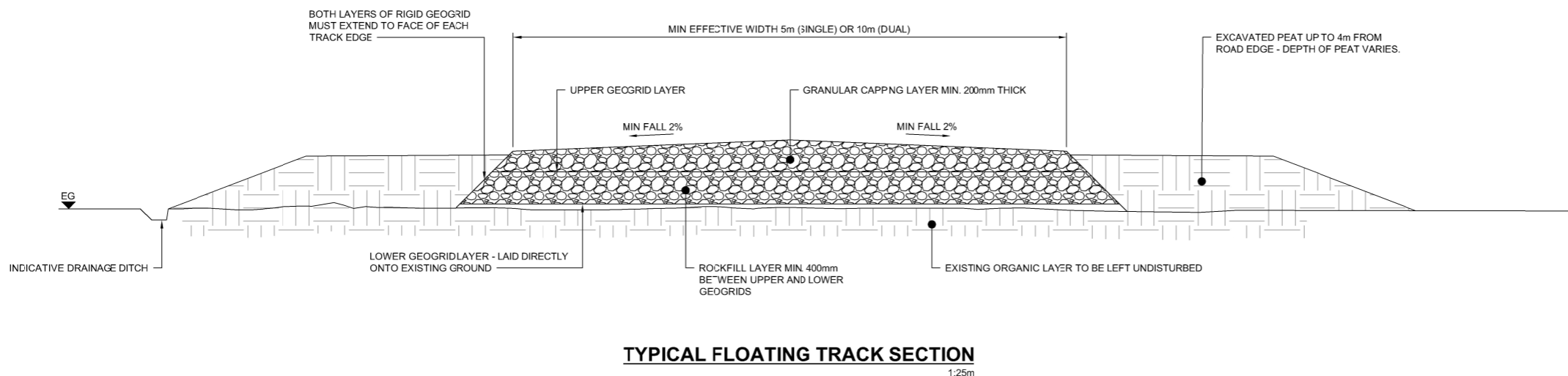
| | | |
|-----|-----------|-------------|
| | | |
| A | JULY 2024 | FINAL |
| I/R | DATE | DESCRIPTION |

SHEET TITLE

FLOATING & WIDENING
 ACCESS TRACK
 TYPICAL DETAILS

FIGURE

Figure 2.22



NOT FOR CONSTRUCTION
FOR INFORMATION ONLY

Project Management Initials: Designer: HJ Checked: TP Approved: DL

Last saved by: AARON.CLEGHORN(2024-07-03) Last Plotted: 2024-07-03 AutoCAD Version: 24.1S (LMS TECH) Filename: C:\P\WORKING\AECOM_DS008_UK_2020\0485521\FIGURE 2.22 FLOATING & WIDENING ACCESS TRACK TYPICAL DETAILS.DWG

This drawing has been prepared for the use of AECOM's client. It may not be used, modified, reproduced or relied upon by third parties, except as agreed by AECOM or as required by law. AECOM accepts no responsibility, and denies any liability whatsoever, to any party that uses or relies on this drawing without AECOM's express written consent. Do not scale this document. All measurements must be obtained from the stated dimensions.